



**SIRDARYO VILOYATI  
STATISTIKA BOSHQARMASI**



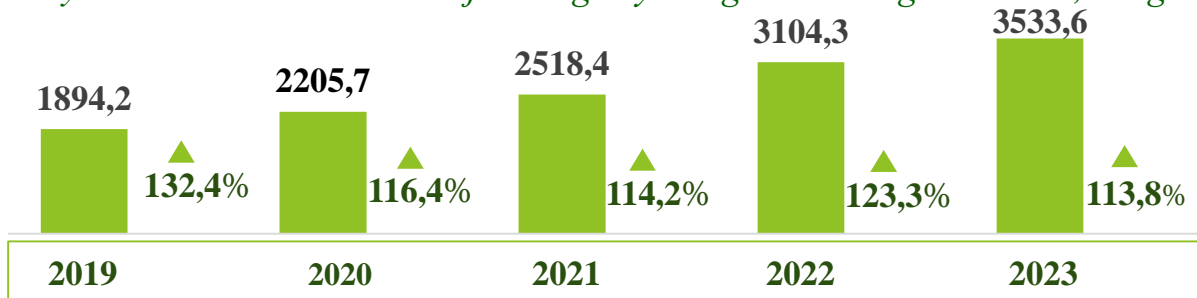
# **NOMINAL HISOBLANGAN O'RTACHA OYLIK ISH HAQI**

*qishloq xo'jaligi va kichik tadbirkorlik  
subyektlarisiz, dastlabki ma'lumotlar*

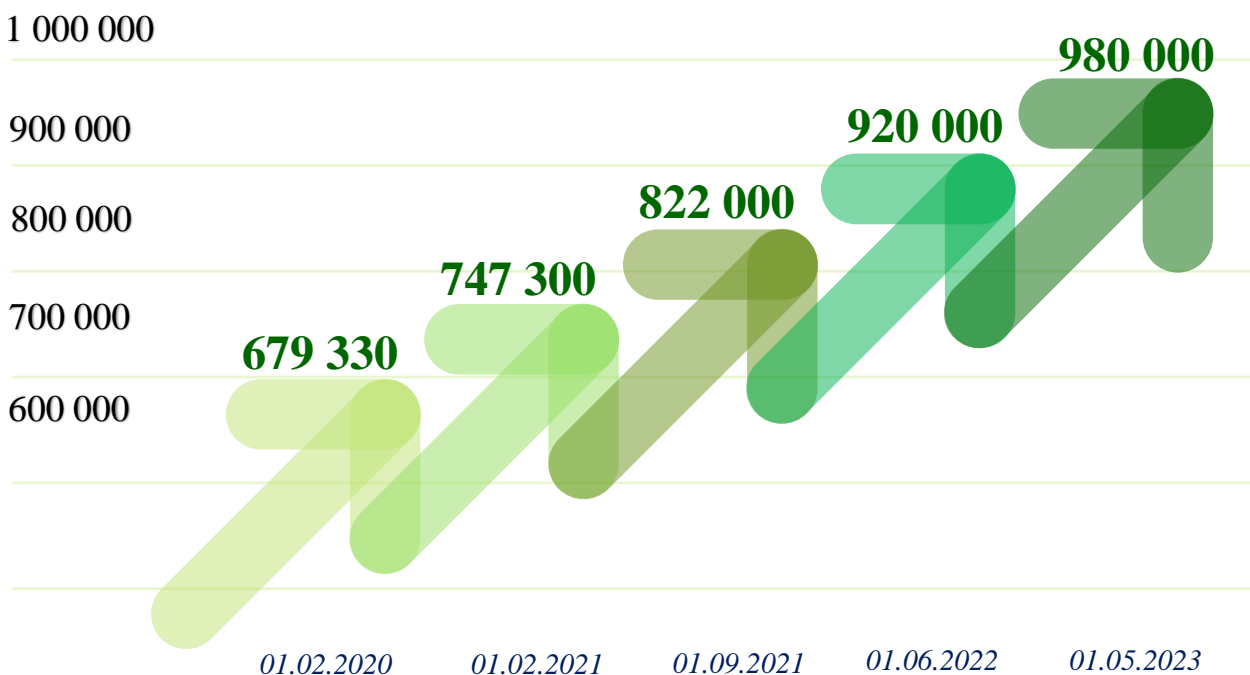
*2023 - yil yanvar-sentabr*

## O‘rtacha oylik ish haqining yillar kesimidagi dinamikasi

yanvar-sentabr o‘sish darajasi o‘tgan yilning mos davriga nisbatan, ming so‘m



## Mehnatga haq to‘lashning eng kam miqdori dinamikasi, so‘mda



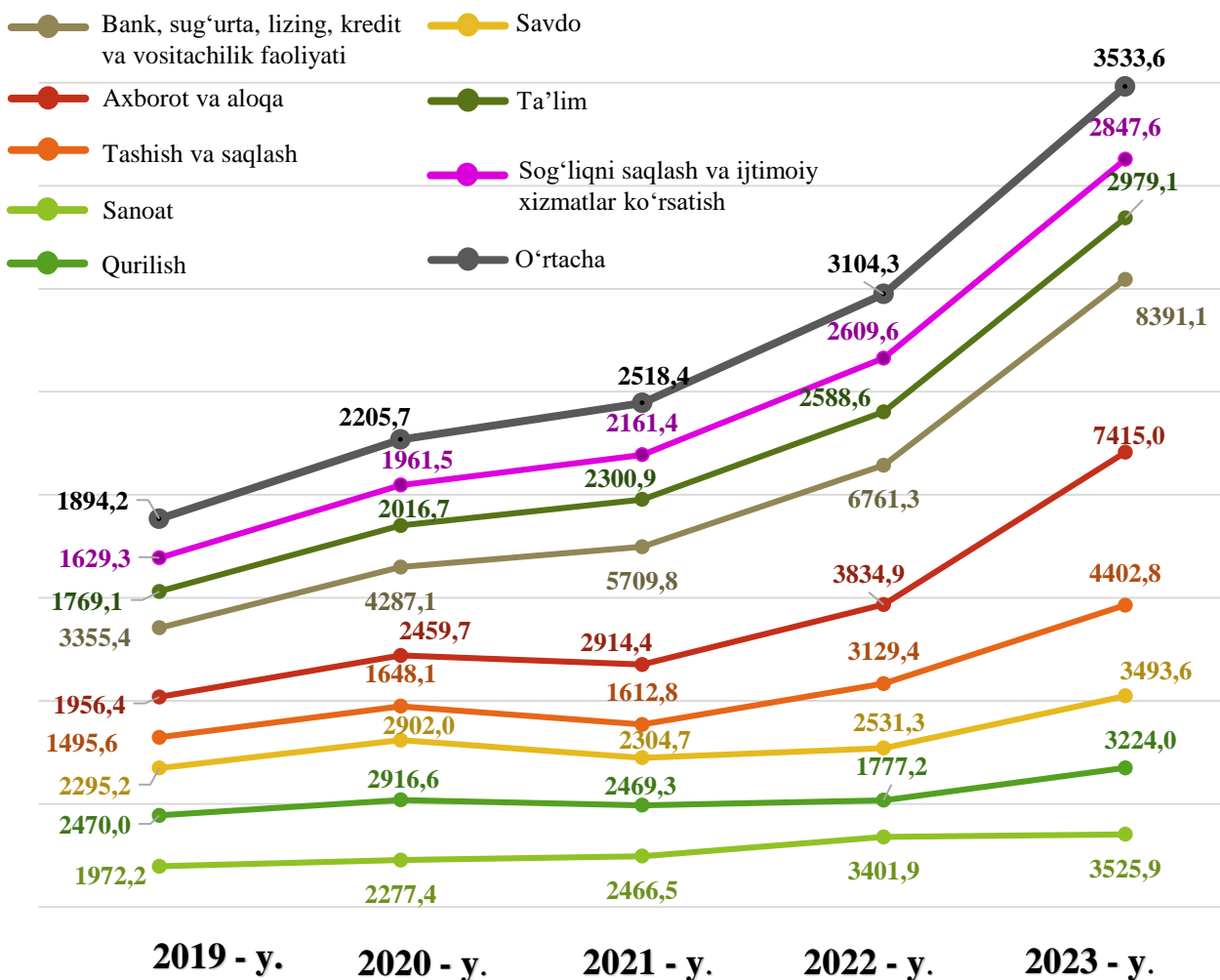
**Ma’lumot uchun:** Mehnatga haq to‘lashning eng kam miqdoriga 2023 - yil 1 - maydan o‘zgartirish kiritildi hamda **980,0 ming so‘mga** yetkazildi.

2023 - yil yanvar-sentabr oylari uchun o‘rtacha oylik ish haqi ko‘rsatkichini shakllantirishda qishloq xo‘jaligi va kichik tadbirkorlik subyektlari hisobga olinmagan, chunki fermer xo‘jaliklari hamda kichik tadbirkorlik subyektlari yilda bir marta hisobot taqdim etishi belgilangan.

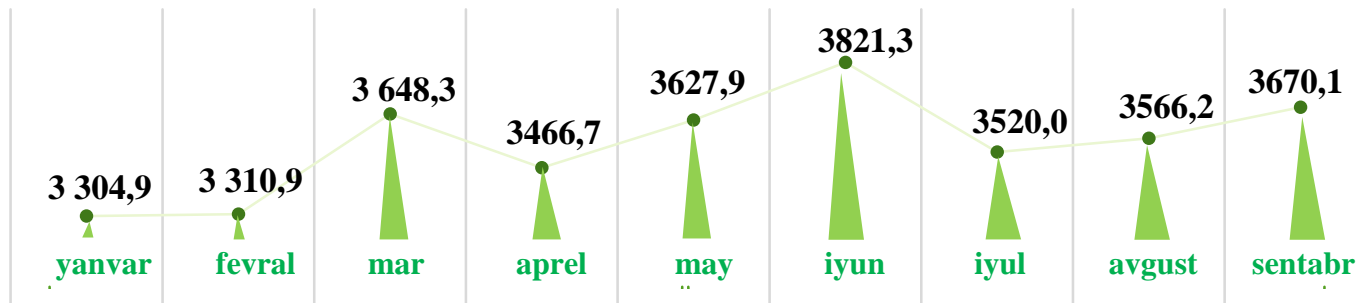
Yuridik shaxs maqomiga ega bo'lgan korxonalar va tashkilotlarda ishlovchi xodimlarning o'rtacha oylik nominal hisoblangan ish haqlari (keyingi o'rinlarda – o'rtacha oylik ish haqi) har bir iqtisodiy faoliyat turlarida turlicha farqlanadi.

O'rtacha oylik nominal hisoblangan ish haqi tarkibiga qo'shimcha to'lovlar, mukofot pullari, rag'batlantiruvchi to'lovlar, kompensatsiya va ishlamagan vaqti uchun to'lovlar, shuningdek, jismoniy shaxslardan olinadigan daromad solig'i va kasaba uyushmasiga ajratmalar kiradi.

## O'rtacha oylik ish haqining tarmoqlar bo'yicha o'zgarish dinamikasi, yanvar-sentabr, ming so'mda

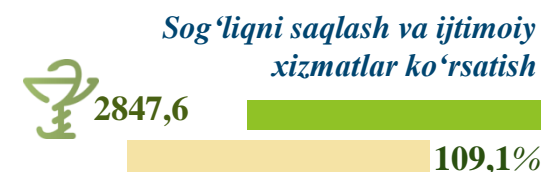
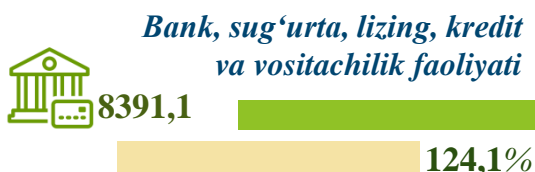


## 2023 - yilda o'rtacha oylik ish haqining oylar kesimidagi dinamikasi, ming so'mda



2023 - yil

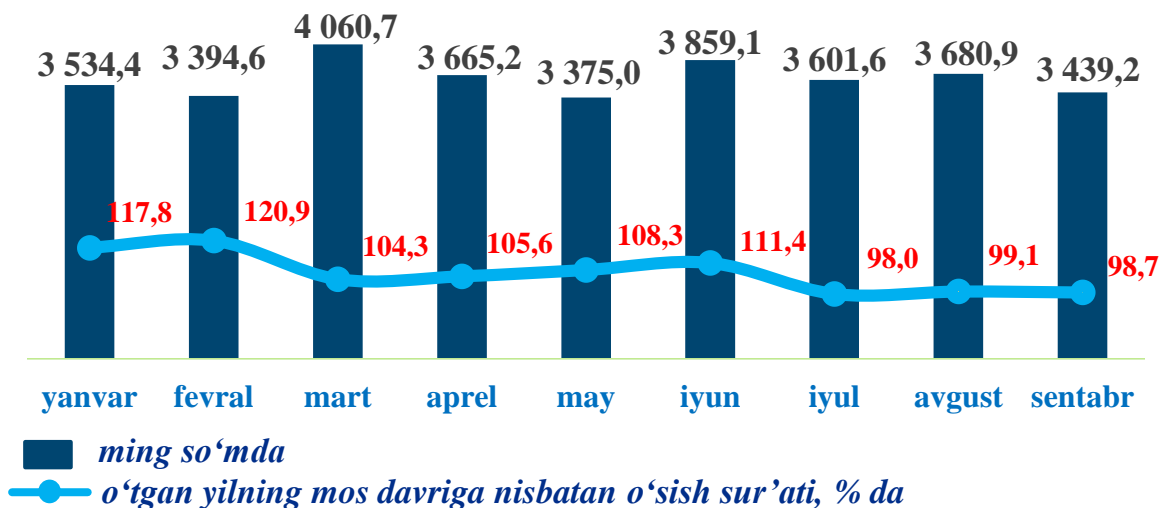
## Iqtisodiy faoliyat turlari kesimida o'rtacha oylik ish haqi, ming so'mda



2023 - yil yanvar-sentabr oylarida iqtisodiy faoliyat turlari bo'yicha o'rtacha oylik ish haqining eng baland ko'rsatkichi – bank, sug'urta, lizing, kredit va vositachilik faoliyati, sohasiga to'g'ri kelib, o'tgan yilning mos davriga nisbatan o'sish darajasi **124,1 %** ni tashkil etdi.

Shuningdek, axborot va aloqa sohasi **193,4 %**, tashish va saqlash sohasiga **140,7 %**, sanoat **103,6 %**, savdo sohasi **138,0 %**, qurilish sohasi **181,4 %**, ta'lim sohasi **115,1 %**, sog'liqni saqlash va ijtimoiy xizmatlar ko'rsatish **109,1 %**, ga o'sganligini ko'rishimiz mumkin.

## SANOAT SOHASIDA O‘RTACHA OYLIK ISH HAQI



### Sanoatning asosiy tarmoqlari bo‘yicha o‘rtacha oylik ish haqi, ming so‘mda



**2036,0**

Ishlab chiqarish sanoati



**2133,9**

Suv bilan ta‘minlash,  
kanalizatsiya tizimi,  
chiqindilarni yig‘ish va  
utilizatsiya qilish

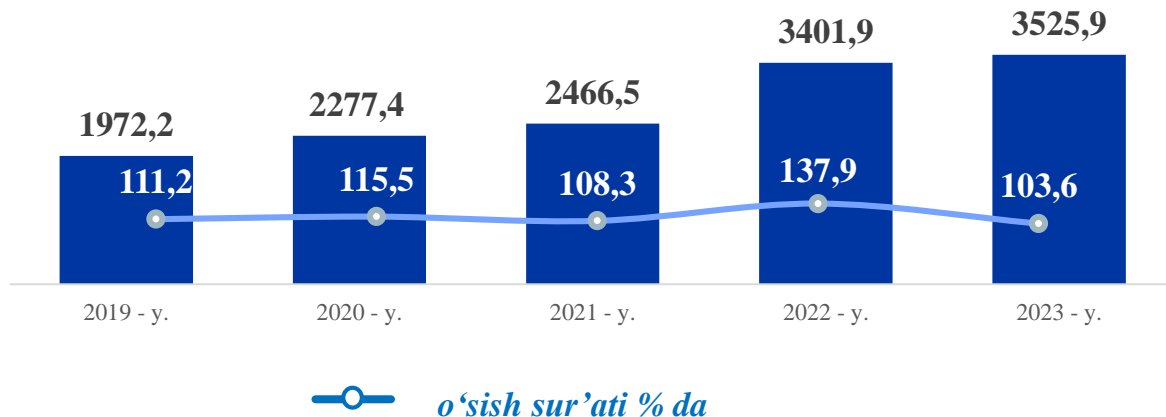


**7474,0**

Elektr, gaz, bug‘  
bilan ta‘minlash va  
havoni konditsiyalash

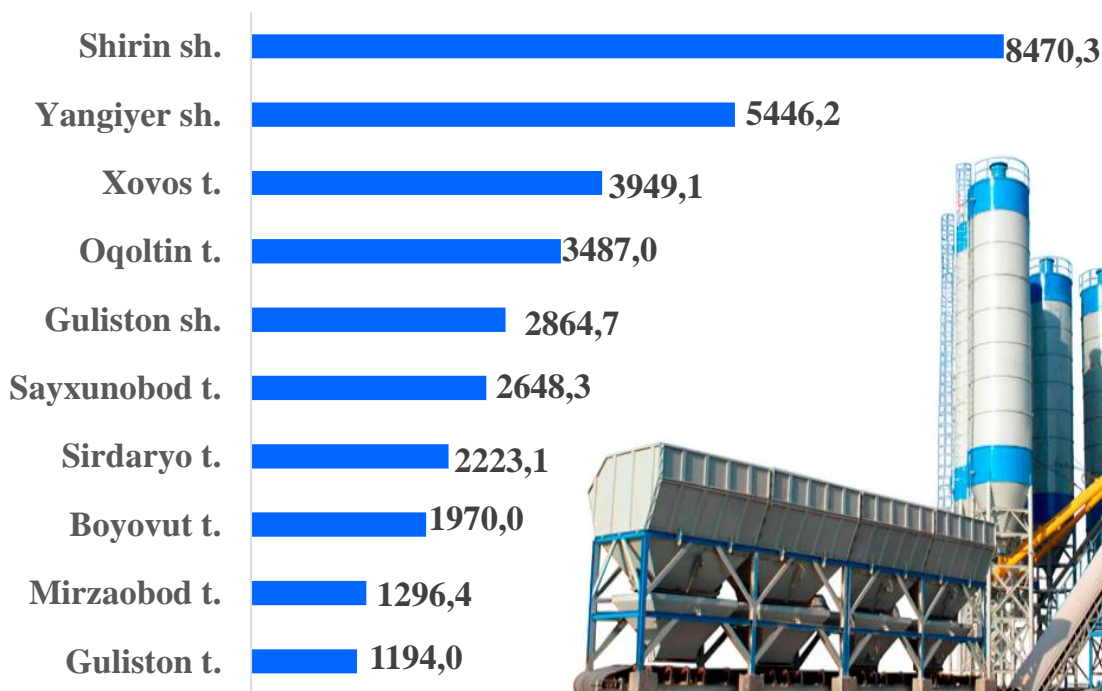
Sanoatning asosiy tarmoqlari bo‘yicha o‘rtacha oylik ish haqining eng yuqori ko‘rsatkichi elektr gaz, bug‘ bilan ta‘minlash va havoni konditsiyalash (**7474,0 ming so‘m**) va suv bilan ta‘minlash, kanalizatsiya tizimi, chiqindilarni yig‘ish va utilizatsiya qilish sanoati (**2133,9 ming so‘m**) va ishlab chiqarish sanoati (**2036,0 ming so‘m**) da kuzatildi.

## O‘rtacha oylik ish haqining yillar kesimidagi dinamikasi, ming so‘m



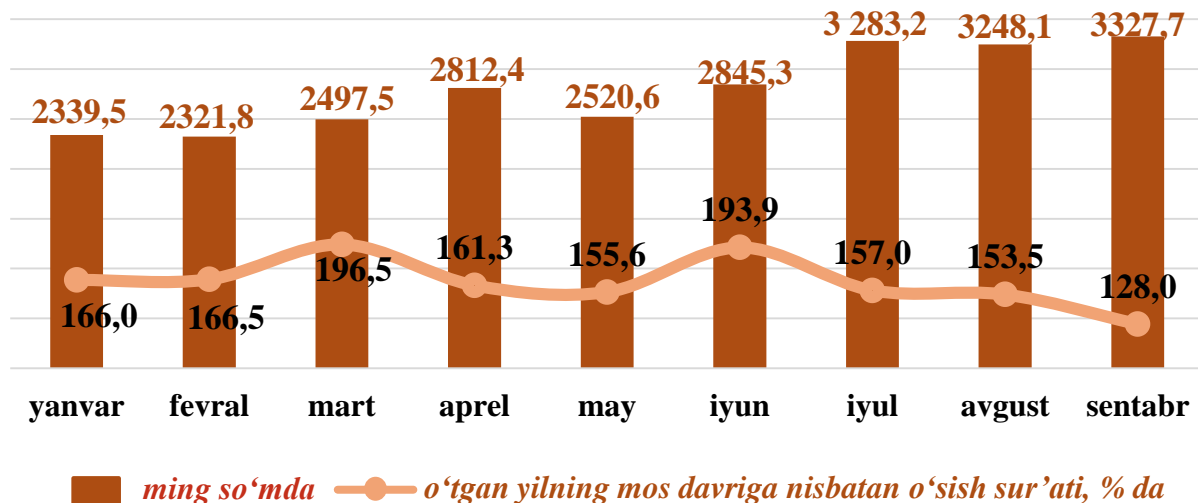
Sanoat iqtisodiy faoliyat turi bo‘yicha o‘rtacha oylik ish haqining eng yuqori ko‘rsatkichi Shirin shahar (**8470,3 ming so‘m**), eng past ko‘rsatkichi Guliston tumanida (**1194,0 ming so‘m**) kuzatildi.

## Hududlar kesimida

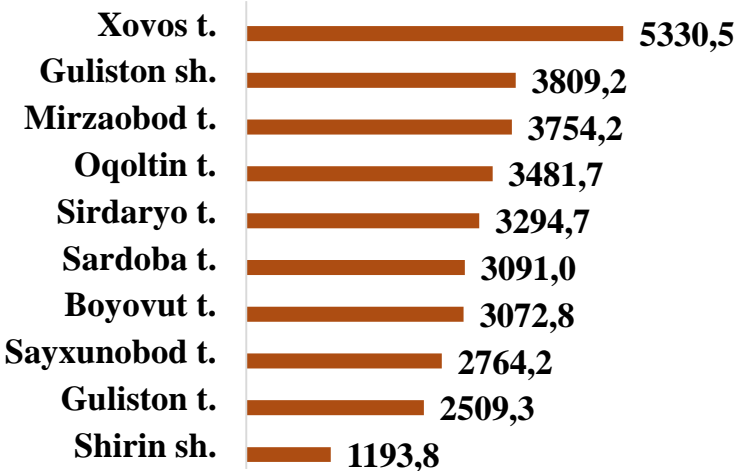


● ming so‘mda

## QURILISH SOHASIDA O'RTACHA OYLIK ISH HAQI

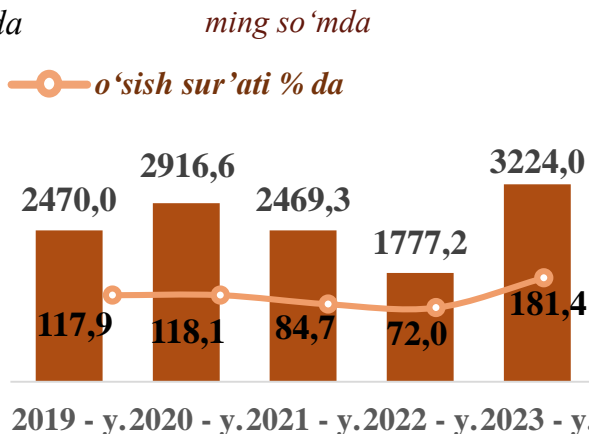


### Hududlar kesimida

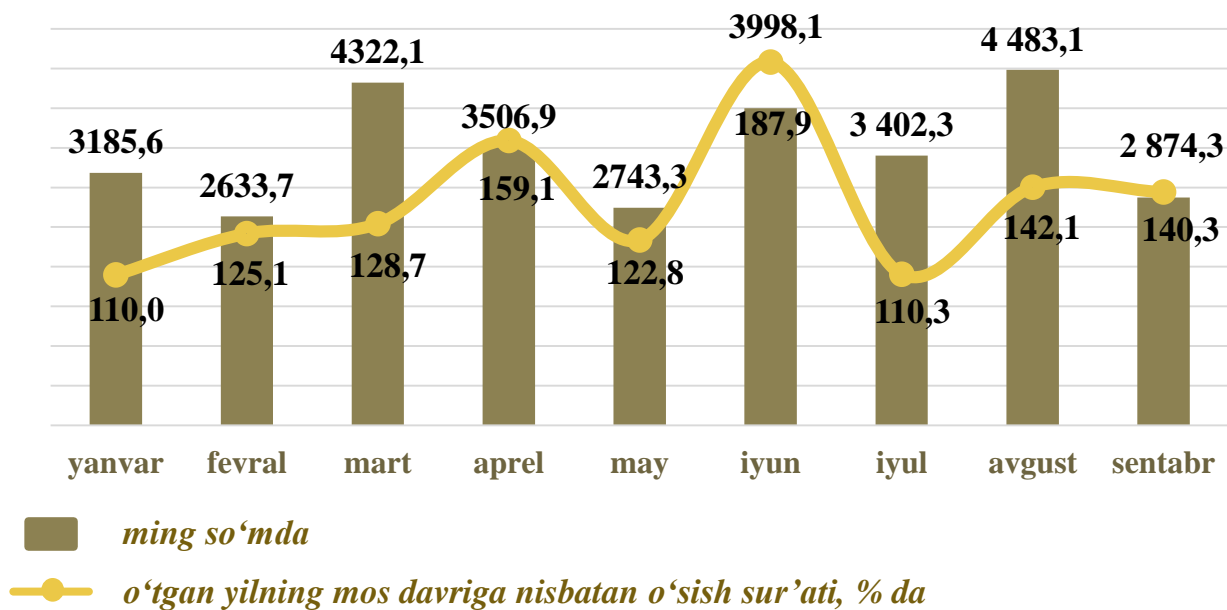


Qurilish faoliyat turi bo'yicha o'rtacha oylik ish haqining eng yuqori ko'rsatkichi Xovos tuman (5330,5 ming so'm), eng past ko'rsatkichi Shirin shahri (1193,8 ming so'm), da qayd etildi.

### O'rtacha oylik ish haqining yillar kesimidagi dinamikasi,

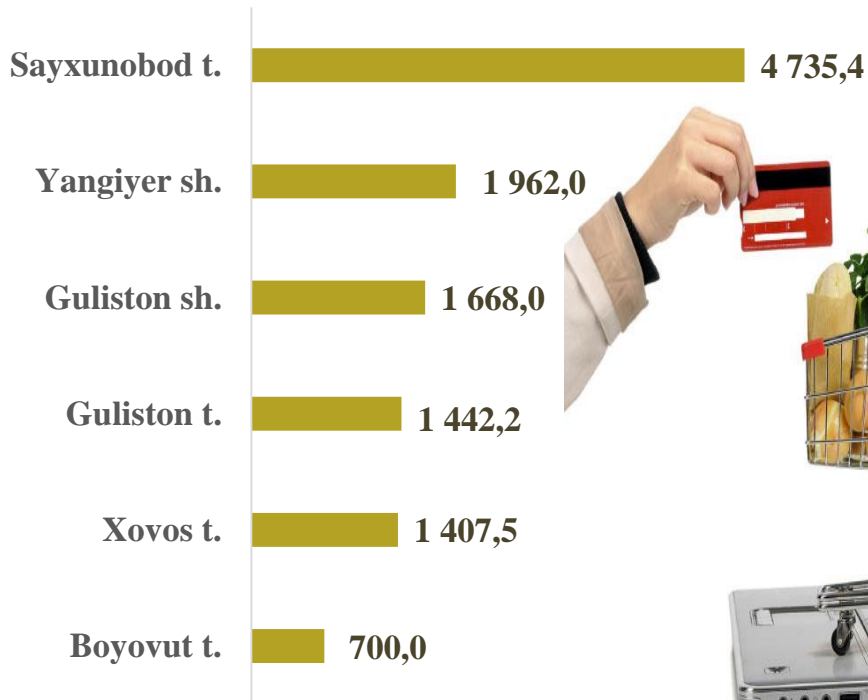



## SAVDO SOHASIDA O‘RTACHA OYLIK ISH HAQI



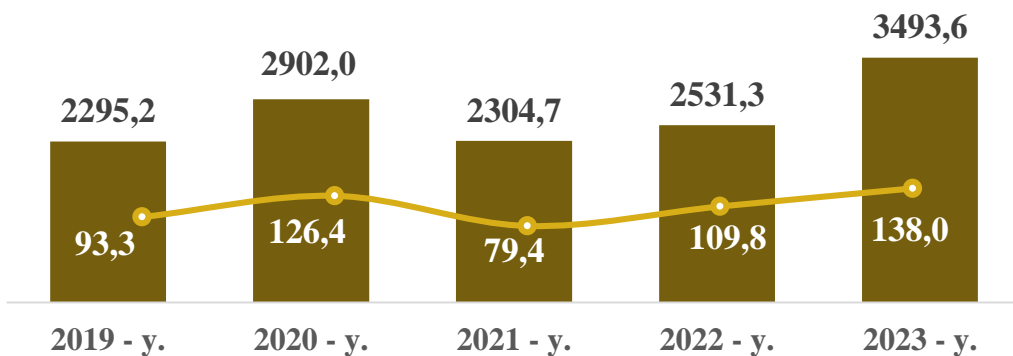


## Hududlar kesimida



 ming so'mda

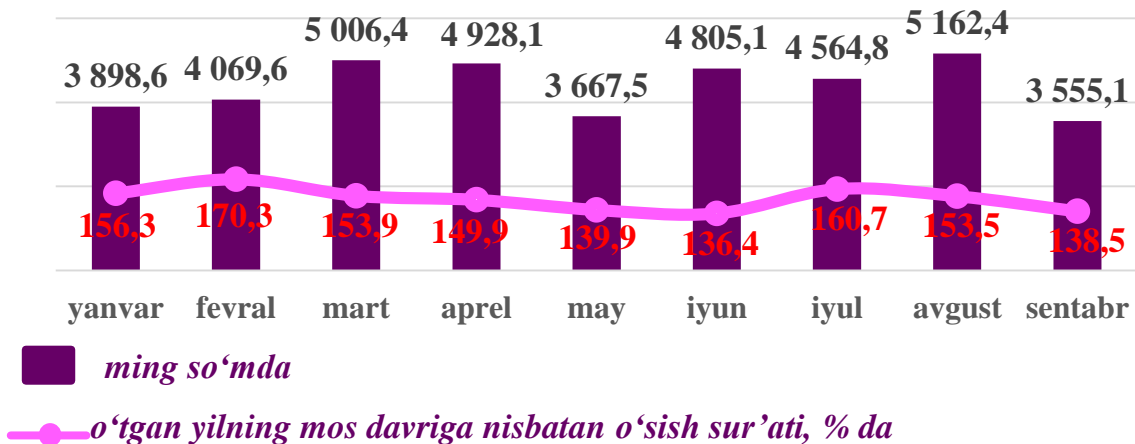
## O'rtacha oylik ish haqining yillar kesimidagi dinamikasi, ming so'mda



 o'sish sur'ati % da

Savdo sohasi bo'yicha o'rtacha oylik ish haqining eng yuqori ko'rsatkichi Sayxunobod tumani (**4735,4 ming so'm**), Eng past ko'rsatkichi Boyovut tumani (**700,0 ming so'm**), da qayd etildi.

## TASHISH VA SAQLASH SOHASIDA O'RTACHA OYLIK ISH HAQI



## HUDUDLAR KESIMIDA

Guliston sh.

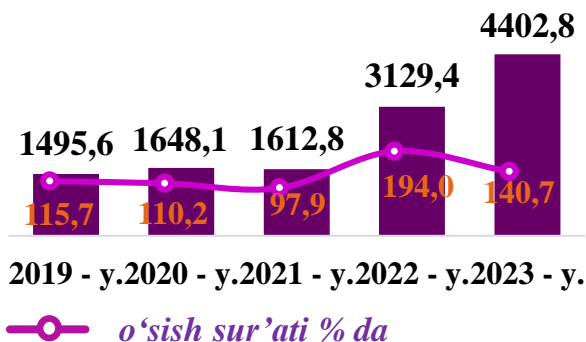


● ming so'mda

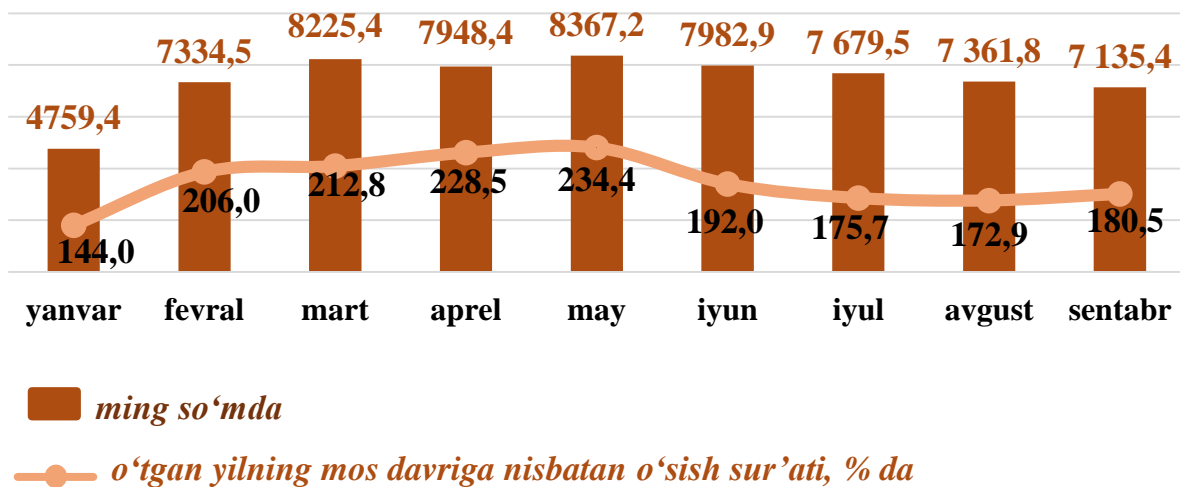
Tashish va saqlash iqtisodiy faoliyat turi bo'yicha o'rtacha oylik ish haqi Guliston shahrida (4402,8 ming so'm) da kuzatildi.



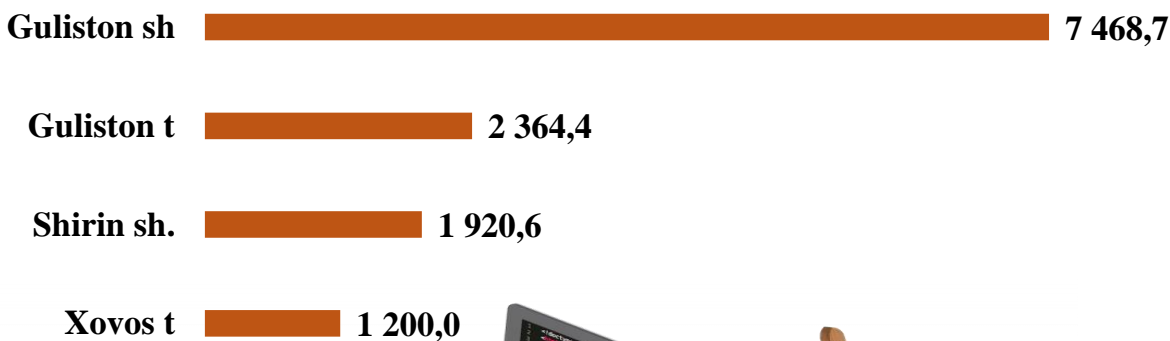
O'rtacha oylik ish haqining yillar kesimidagi dinamikasi, ming so'mda



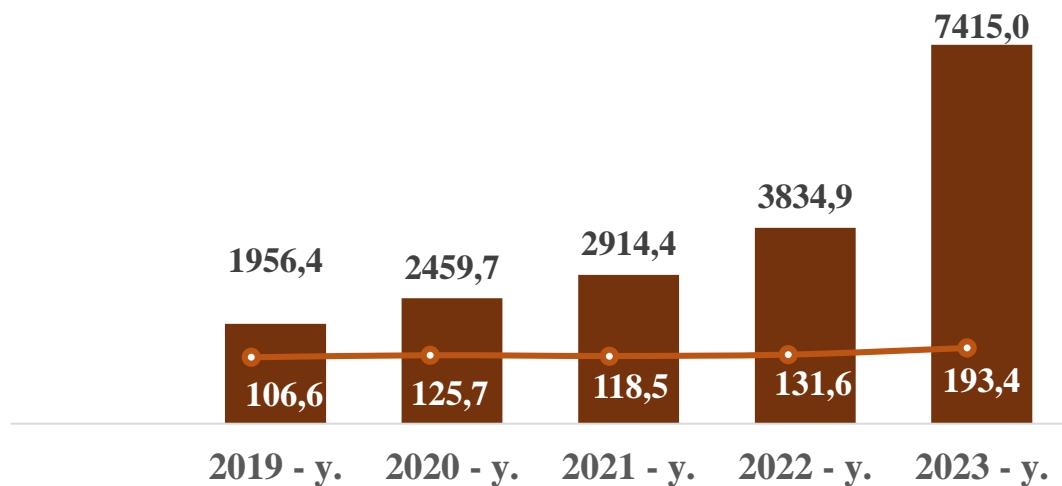
## AXBOROT VA ALOQA SOHASIDA O‘RTACHA OYLIK ISH HAQI



### Hududlar kesimida

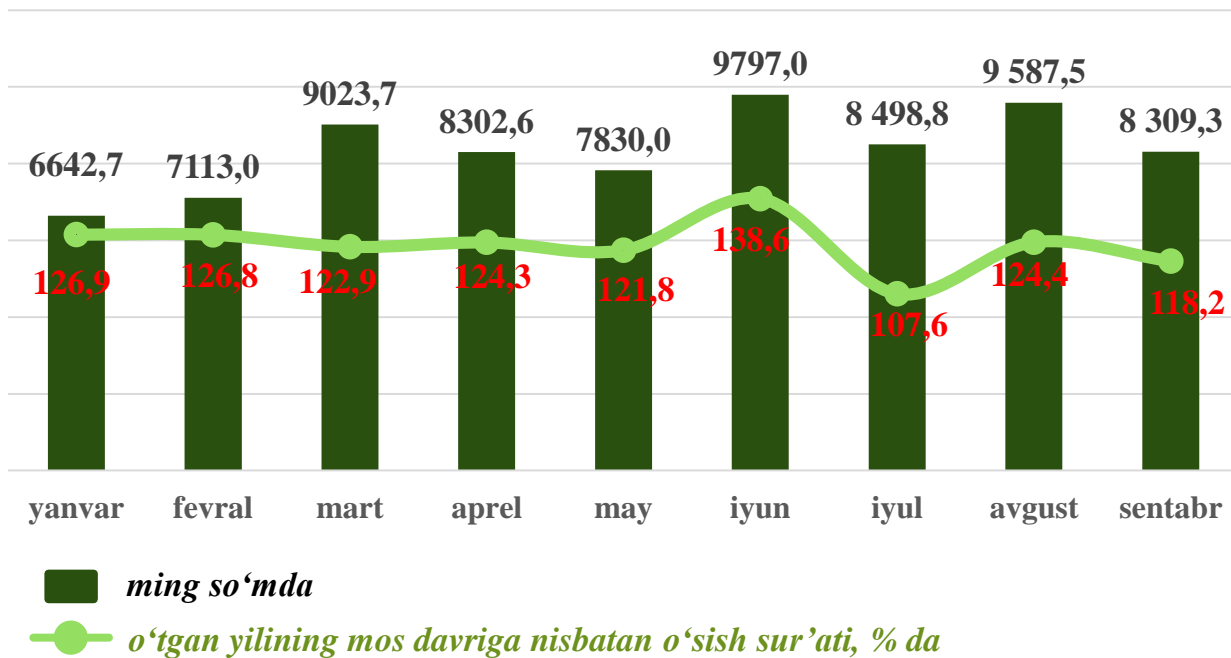


## O'rtacha oylik ish haqining yillar kesimidagi dinamikasi, *ming so'mda*

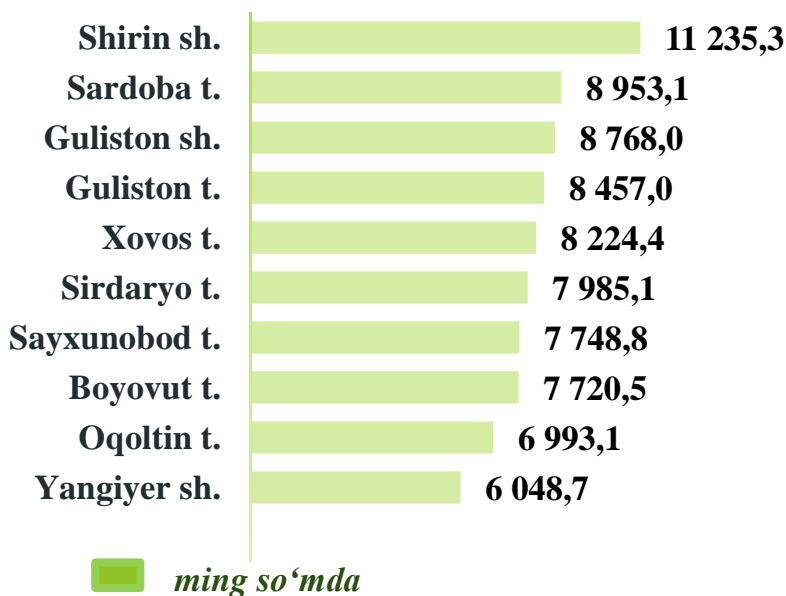


Axborot va aloqa faoliyat turi bo'yicha o'rtacha oylik ish haqining eng yuqori ko'rsatkichi Guliston shahri (**7468,7 ming so'm**), hamda eng past ko'rsatkichi Xovos tumani (**1200,0 ming so'm**) da kuzatildi.

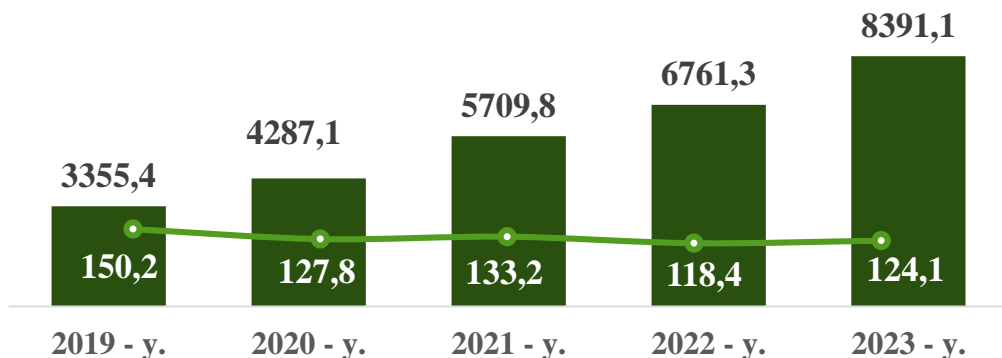
## BANK, SUG'URTA, LIZING, KREDIT VA VOSITACHILIK SOHASIDA O'RTACHA OYLIK ISH HAQI



### Hududlar kesimida

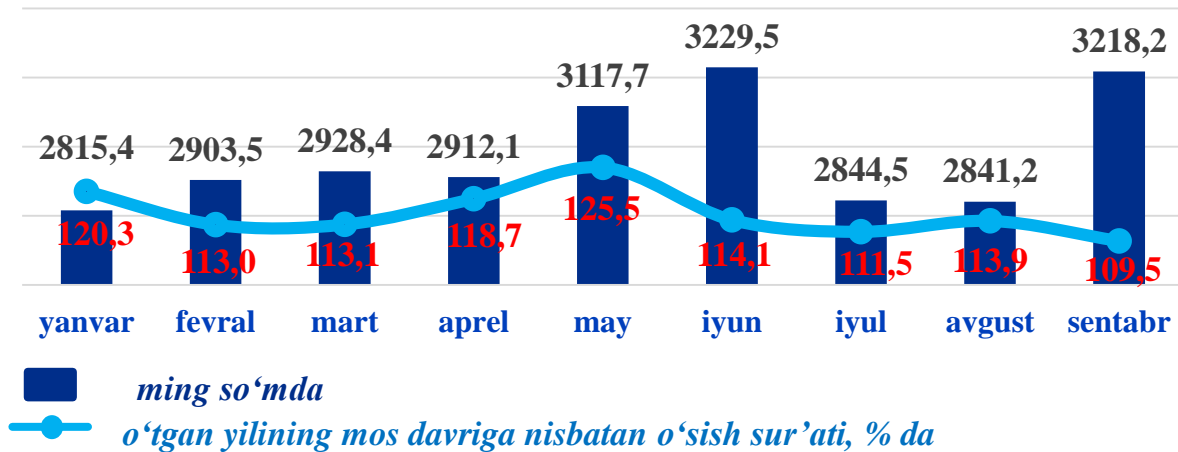


## O‘rtacha oylik ish haqining yillar kesimidagi dinamikasi, *ming so‘mda*

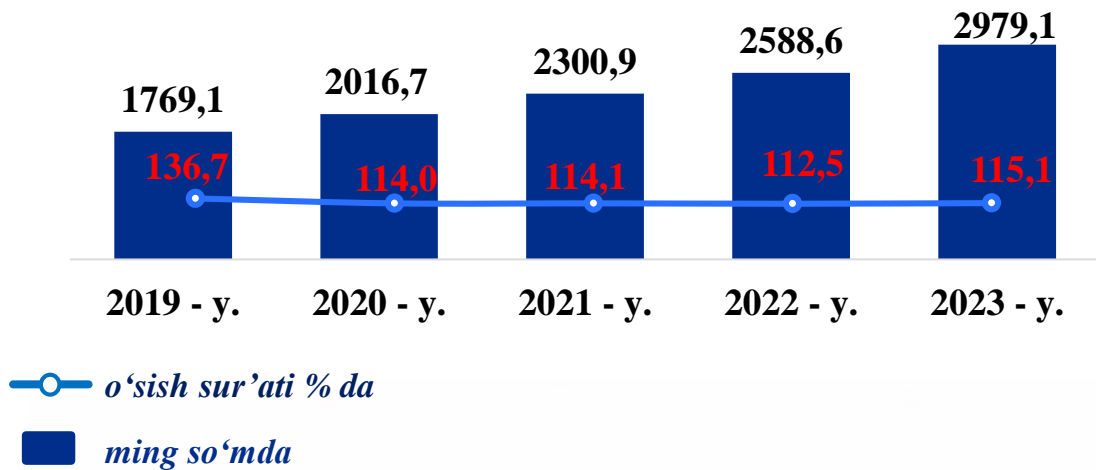


Bank, sug‘urta, lizing, kredit va vositachilik faoliyati iqtisodiy faoliyat turi bo‘yicha o‘rtacha oylik ish haqining eng yuqori ko‘rsatkichi Shirin shahri (**11235,3 ming so‘m**), Sardoba tumani (**8953,1 ming so‘m**), hamda Guliston shahri (**8768,0 ming so‘m**), eng past ko‘rsatkichi Boyovut tumani (**7720,5 ming so‘m**), Oqoltin tumani (**6993,1 ming so‘m**), Yangiyer shahri (**6048,7 ming so‘m**) da kuzatildi.

## TA'LIM SOHASIDA O'RTACHA OYLIK ISH HAQI




### O'rtacha oylik ish haqining yillar kesimidagi dinamikasi, ming so'mda



## Hududlar kesimida

Ta'lim sohasi bo'yicha bir qator tumanlarda o'rtacha oylik nominal hisoblangan ish haqining viloyat o'rtacha oylik ish haqiga nisbatan yuqori ko'rsatkichi Guliston shahri (**3994,9 ming so'm**), Yangiyer shahri (**3181,4 ming so'm**), Sayxunobod tumani (**3007,9 ming so'm**) da kuzatildi.

Shu bilan bir qatorda, viloyatning ba'zi tuman va shaharlarida ta'lim sohasidagi o'rtacha oylik nominal hisoblangan ish haqi ko'rsatkichi past bo'ldi. Mirzaobod tumanida (**2831,8 ming so'm**), Sirdaryo tumanida (**2780,9 ming so'm**), Sardoba tumanida (**2715,8 ming so'm**), Guliston tumanida (**2584,8 ming so'm**) hamda Boyovut tumanida (**2416,2 ming so'm**) qayd etildi.

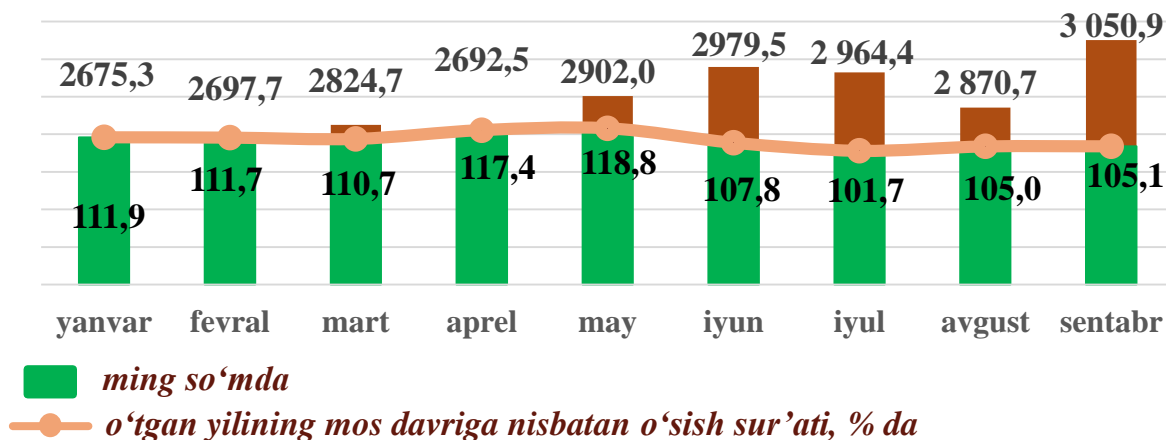




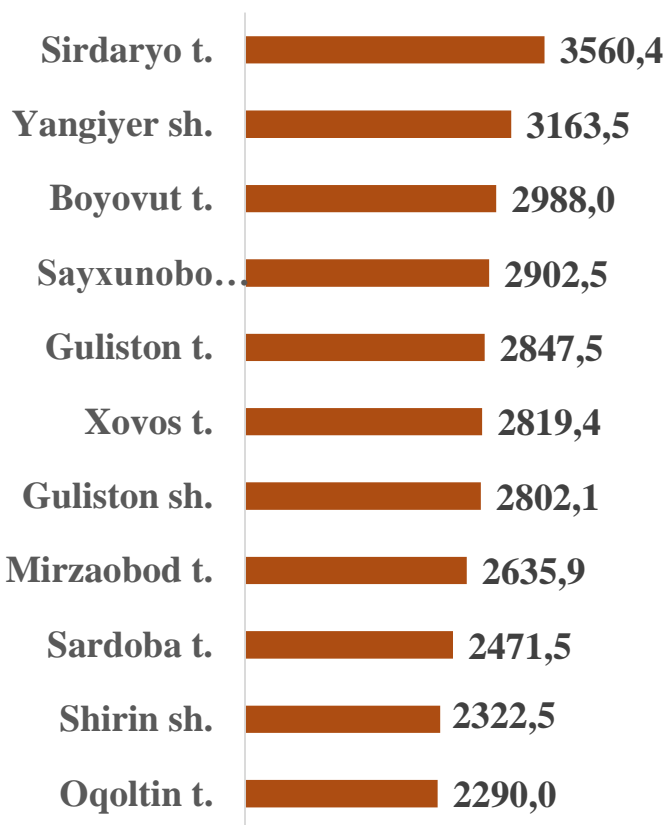


# SIRDARYO VILOYATI STATISTIKA BOSHQARMASI

## SOG‘LIQNI SAQLASH VA IJTIMOIIY XIZMATLAR KO‘RSATISH SOHASIDA O‘RTACHA OYLIK ISH HAQI



### Hududlar kesimida

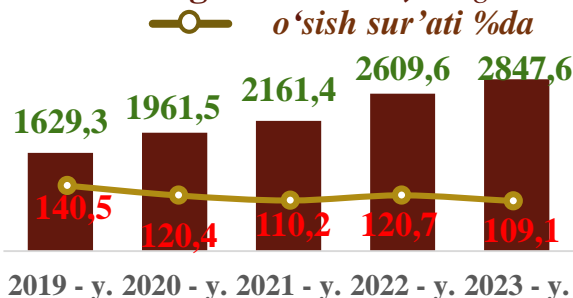


ming so‘m

Sog‘liqni saqlash va ijtimoiy xizmatlar ko‘rsatish bo‘yicha bir qator tumanlarda o‘rtacha oylik nominal hisoblangan ish haqining viloyat o‘rtacha oylik ish haqiga nisbatan yuqori ko‘rsatkichi Sirdaryo tumani (**3560,4 ming so‘m**),

Shu bilan bir qatorda, viloyatning ba‘zi tuman va shaharlarida o‘rtacha oylik nominal hisoblangan ish haqi ko‘rsatkichi past bo‘ldi. Sardoba tumani (**2471,5 ming so‘m**), Shirin shahri (**2322,5 ming so‘m**), hamda Oqoltin tuman (**2290,0 ming so‘m**), qayd etildi.

### O‘rtacha oylik ish haqining yillar kesimidagi dinamikasi, ming so‘m



## DEMOGRAFIYA VA MEHNAT STATISTIKASI BO'LI MI

**Nominal hisoblangan ish haqi** – ma'lum bir davr (soat, oy, yil) mobaynida xodim tomonidan ishlab chiqarilgan mahsulot (bajarilgan ish yoki ko'rsatilgan xizmat) evaziga ish beruvchilar tomonidan, amaldagi qonun hujjatlariga asoslangan holda soliq va boshqa to'lovlarni o'z ichiga oluvchi yollanma xodimning mehnatiga haq to'lash tarzida jismoniy shaxsga pul shaklida hisoblangan daromadlardan iborat.



Tel.: **67 236-70-00**